

SLOUGH BOROUGH COUNCIL

REPORT TO: Overview & Scrutiny Committee **DATE:** 4th February 2016

CONTACT OFFICER: Joseph Holmes; Assistant Director, Finance & Audit
(For all enquiries) (01753) 875358

WARD(S): All

PART I **FOR COMMENT & CONSIDERATION**

CAPITAL STRATEGY: 2016-22

1 Purpose of Report

To enable the Committee to scrutinise and comment on the Capital Strategy 2016-22 and the capital programme for 2016-17.

2 Recommendation(s)/Proposed Action

The Committee is requested to scrutinise and comment on the Capital Strategy 2016-2022 and make any references to Cabinet prior to the Strategy being recommended to Council on 25th February 2015.

The Cabinet are being asked to resolve the following:

- (a) That the capital strategy of **£235m** and the Minimum Revenue Provision is approved and Recommended to full Council.
- (b) That Cabinet notes the notional costs of borrowing for the capital programme to the revenue budget will be an increase of up to **£2.5m** per annum commencing during the period of the capital strategy to fund borrowing and / or the reduction of investments of £40m.
- (c) That Cabinet approves the principles underpinning the capital programme in paragraph 5.1.2 and Minimum Revenue Provision principles
- (d) That Cabinet approves the appendices A to C detailing the capital programmes (subject to these having approved Final Business Cases by the Capital Strategy Board)

3. The Slough Joint Wellbeing Strategy, the JSNA and the Five Year Plan

3a. Slough Joint Wellbeing Strategy Priorities

This paper assists in the achievement of all of the Strategy's priorities.

- Economy and Skills
- Health and Wellbeing
- Regeneration and Environment
- Housing
- Safer Communities

3c The Five Year Plan

The introduction of the Five Year Plan in 2015 replaced the previous Corporate Plan. In so doing it was accepted that as a result of the funding challenges the council faces we needed a new approach to forward planning over the medium term.

The Five Year Plan sets a vision for the borough against which the council will prioritise its resources. It is therefore an important element of our strategic narrative in explaining our ambitions for Slough. The Plan is structured around three themes and eight outcomes:

Changing, retaining and growing

- Slough will be the premier location in the south east for businesses of all sizes to locate, start, grow, and stay
- There will more homes in the borough, with quality improving across all tenures to support our ambition for Slough
- The centre of Slough will be vibrant, providing business, living, and cultural opportunities

Enabling and preventing

- Slough will be one of the safest places in the Thames Valley
- More people will take responsibility and manage their own health, care and support needs
- Children and young people in Slough will be healthy, resilient and have positive life chances

Using resources wisely

- The Council's income and the value of its assets will be maximised
- The Council will be a leading digital transformation organisation

This report helps achieve all of the eight outcomes by providing an overall financial strategy to support the delivery of the Five Year Plan.

4 Other Implications

(a) Financial: As detailed within the report.

(b) Risk Management

Risk	Mitigating action	Opportunities
Legal	None	none
Property	None	None
Human Rights	None	None
Health and Safety	None	None
Employment Issues	None	None
Equalities Issues	None	None
Community Support	None	None
Communications	None	None

Community Safety	None	None
Financial	Detailed within the report	None
Timetable for delivery – capital programme delivered under the 80% mark	Monthly review at Capital Strategy Board and quarterly by O&S / Cabinet	Ability to increase the deliver of capital schemes
Project Capacity	None	None
Other	None	None

(c) Human Rights Act and Other Legal Implications

No specific legal implications arising from this report.

(d) Equalities Impact Assessment

Equalities Impact Assessments will be conducted, if required, for projects contained within the Capital Strategy.

5 Supporting Information

5.1 Purpose

5.1.1 The capital strategy is one of four key strategic financial documents that the Council utilises in order to deliver its corporate objectives. The Council has a wide ranging number of capital commitments and purposes. The capital strategy, as with all other corporate documents, needs to underpin the delivery of the 5 year plan for the Council through to 2022.

5.1.2 The capital strategy is guided by a variety of core principles:

- That the capital strategy is affordable within the overall financial envelope for the Council
- That the capital strategy supports the outcomes expressed in the five year plan
- Any additional capital funding in excess of the current borrowing requirement should have a neutral impact on the revenue budget over the life of the strategy excluding delivering statutory capital schemes e.g. ICT compliance
- That the Council maximises its assets to generate revenue savings or capital receipts in line with the asset management strategy and the objectives of the corporate plan
- That the Council maintains education and transport funding within Government grants
- To deliver value for money through ‘Invest to Save projects’ to generate on-going revenue savings and to ensure that whole life costs are captured
- That where borrowing is required, it is undertaken in line with CIPFA’s prudential code
- To take into account the asset management strategy, including highways & transport plans
- That there is a ten year payback on general fund secured capital schemes

5.2 Current Medium Term Financial Position

- 5.2.1 As detailed in the Council's Medium Term Financial Strategy (MTFS) the Council is facing a significant reduction in its anticipated financial resources. By 2019-20 the Council's anticipated net budget will be reduced by 14% from the 2013-14 equivalent size and during this period the Council will face a number of demand and policy led pressures. Further detail can be found within the MTFS document for separate approval in February.
- 5.2.2 For there to be any net growth in the council financed element of the capital strategy, the Council will need to increase the amount of revenue monies set aside to pay back potential future borrowing, or assume greater investment returns to mitigate the use of internal balances. As detailed within the Treasury Management Strategy, the Council will only borrow as a last resort once it has exhausted all other sources of funding; however, revenue monies need to be set aside to fund any additional borrowing costs otherwise the Council will not have sufficient resources to repay its borrowings if that occurs.
- 5.2.3 For the purpose of the 2016-17 financial year, the Council is assuming that internal balances will remain strong and that these will be utilised with additional treasury management returns picking up the cost of decrease investment balances.
- 5.2.4 The summarised capital programme has been provided below in table 1.1. This table highlights the key expenditure areas and the financing requirement for the capital programme over the period of the strategy. As noted in the introductory section of this paper, the Council's capital strategy is now over a five year period, and it is over this period that the Council needs to consider if additional borrowing will need to be undertaken. For example, if the first year showed a net cost of £10m but the subsequent four years showed £2.5m p.a. of net capital receipts, then the Council could take the decision not to borrow the £10m over the longer term, and finance the capital programme through short term borrowing initially that would be reduced by the net receipts coming into the capital programme.

Table 1.1 Summarised Capital Programme

Capital Expenditure and Financing	2015/16 Revised £m	2016/17 estimate £m	2017/18 Estimate £m	2018/19 Estimate £m	2019/20 Estimate £m	2020/21 Estimate £m	2021/22 Estimate £m
General Fund	49,780	69,697	45,607	15,869	13,259	12,389	4,379
HRA	19,837	16,037	14,659	14,244	12,882	8,812	8,822
Total Expenditure	69,617	85,734	60,266	30,113	26,141	21,201	13,201
HRA Capital Receipts	-1,200	-1,200	-1,500	-1,500	-1,200	-1,500	-1,500
GF Receipts	-5,000	-6,554	-7,709	-2,000			
Grants & Contributions	-23,669	-46,442	-20,184	-11,049	-11,439	-11,189	-3,179
Revenue	-9,637	-8,337	-6,659	-6,244	-5,182	-812	-822
Reserves	-9,000	-6,500	-6,500	-6,500	-6,500	-6,500	-6,500
Borrowing (incl. internal)	-21,111	-16,146	-17,714	-2,820	-1,820	-1,200	-1,200
Total Financing	-69,617	-85,179	-60,266	-30,113	-26,141	-21,201	-13,201

- 5.2.5 The total revenue financing required over the life of the capital strategy to fund a borrowing requirement of **£40m** is **£2.5m**, with the largest peak in the 2016-18 financial years. This is where there is a strong alignment between the treasury management strategy and the capital strategy. On the latest estimates on the Treasury Management strategy and the actual cash available to fund the capital programme, once reserves, and grants received, but not applied, have been taken into account, the Council has some short term cash funding available for the first year of the capital strategy, so will not be required to borrow in the short term to fund capital expenditure. However, it is absolutely vital that the Council begins to set aside revenue funding to finance long term capital commitments during the life of the capital strategy, and this is linked to the Minimum Revenue Provision detailed further below in this report.
- 5.2.6 The minimum required to be set aside for **£40m** of capital borrowing per annum (given the main assets being build this would be over an assumed 20 year lifecycle) would equate to an increase in revenue cost of borrowing of **£2.5m**¹ from 2016-17 if the Council went out to borrow from the PWLB. As noted above, at present, the Council will utilise any internal balances first before undertaking any new borrowings. There is clearly a cost of doing this, but this is far lower than borrowing and with average returns at 1.5% at least. With the capital programme for 2016-17 requiring **£16m** of internal borrowing, the cost to the Council of this in lost investment income would be **£240k**. It is expected that this pressure will be funded through improved Treasury Management returns through the 2016-17 Treasury Management Strategy.

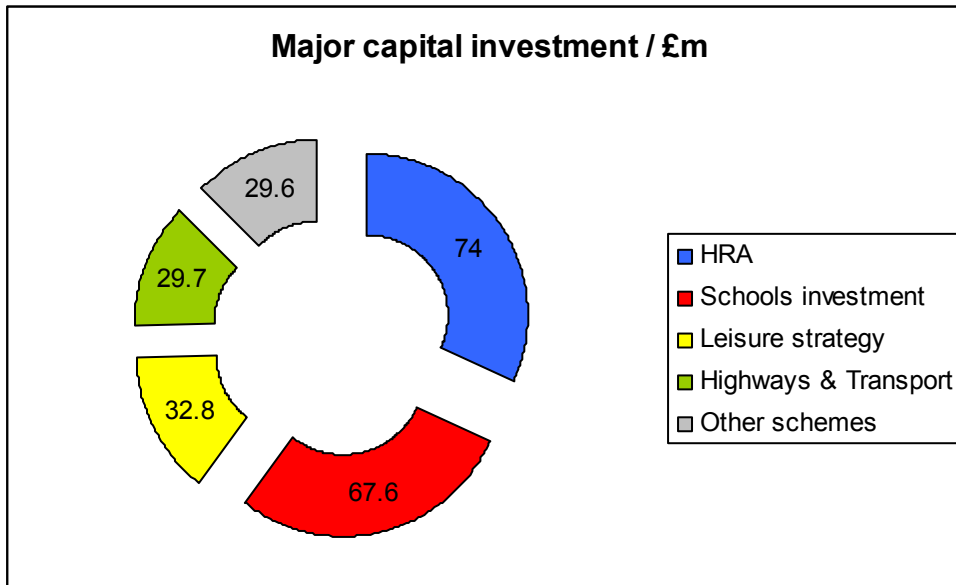
5.3 Key elements

- 5.3.1 As can be seen from the above, of the capital programme funded via general sources, broadly a third relates to expenditure through the Housing Revenue Account and two thirds on other general fund activity.
- 5.3.2 There are some new items in the capital programme for the future financial years, these include:
- The Strategic Asset Purchase Scheme (approved by Full Council 2015)
 - The Community Sports Facility
 - The Council investment in LED street lighting to drive out revenue savings going forward
 - Sustained investment in the Council's education provision (see appendix C for further details)
 - Approval for investment, with the Local Economic Partnership (LEP) to invest in key transport infrastructure programmes across the borough
 - Improvements to the Council's housing stock and infrastructure in the medium term
 - Continued investment in the cemetery and crematorium, with additional costs for new works to extend the capacity and complete additional asset maintenance works
 - Highlighting the potential required spend for new leisure facilities
 - Sustained maintenance of the Council's highways infrastructure assets
 - The Council's commitment to the Local Authority Property Purchase scheme to assist residents who are struggling to find a large enough deposit in purchasing a property in the borough

¹ Assuming borrowing from the Public Works Loans Board at the rate as at December 2014

- Use of capital receipts to fund transformation activity @ £2.5m – see appendix K of the 2016/17 revenue budget report.

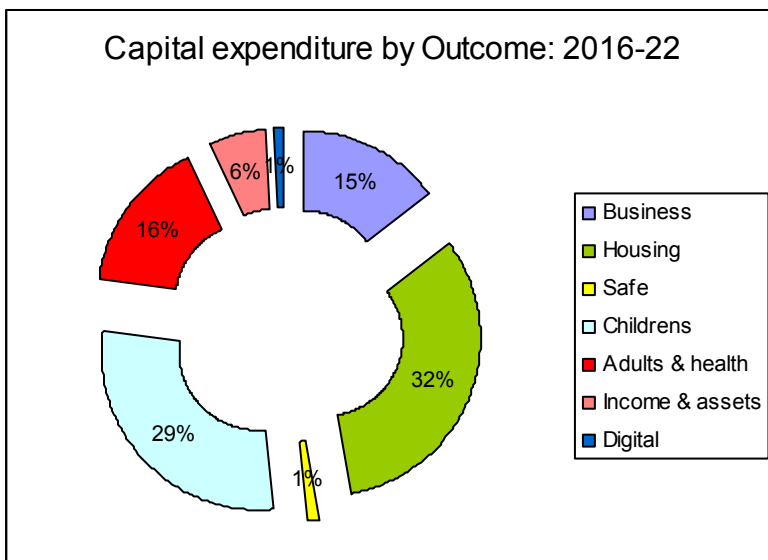
Chart 2.1: Key items included in the Capital Strategy



5.4 Delivery the Council's priorities

5.4.1 Below is a chart detailing how much the Council is planning to spend on its corporate priorities for the year ahead – these are the eight outcomes set out in the Five Year Plan:

Chart 2.2: Capital spend against outcomes

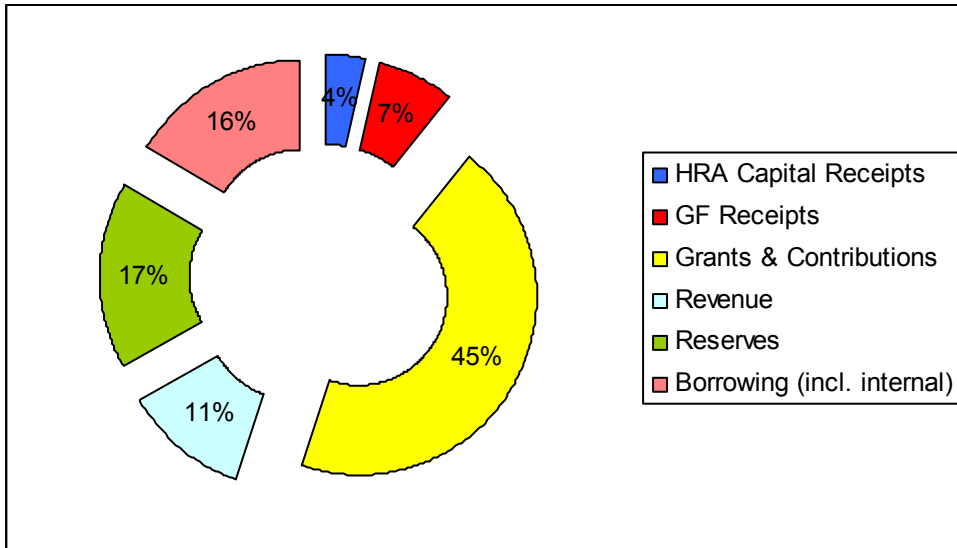


The above chart shows where the Council is due to spend capital sums over the life of the strategy in accordance with the latest draft outcome Plan for future years

5.5 Financing the capital programme & prudential code

5.5.1 The Council has a variety of sources of funding for the capital strategy and these are summarised below:

Graph 1.1: Capital financing / £m: 2016-22



5.5.2 The majority of the Council's capital financing comes via grant funding and through capital receipts (be that general fund or HRA). The Council is actively reviewing its assets, and more detail of this is included within the Asset Strategy. This review is looking at assets that the Council holds across the borough and is seeking to maximise returns from these, be this by maximise revenue streams from the asset or through disposal.

5.5.3 The main sources of income are:

- Capital Receipts (general fund)

The prime areas of capital receipts comes from monies received via the Council involvement within the Slough Regeneration Partnership (SRP). This is income derived from the various sites included within the initial sites included, and firstly the ledgers road site and Wexham nursery site. The Council is also anticipated receiving capital receipts from other sites and these are detailed further in the Asset Strategy.

- Grant Funding

The Council receives a variety of capital funding streams, with the main areas of grant funding coming from the various Government departments. The Council strategy is based on the assumptions that all education related expenditure and transport expenditure is funded entirely within grant funds received from Government. The Council will seek every opportunity to maximise its use of grant funding across the organisation as well as utilise any opportunities from HRA funding.

- S106 receipts

The Council receives some funding of its capital programme from s106 receipts; with the advent of the Community Infrastructure Levy (CIL), the s106 funding will diminish. In the absence of a formal CIL charging mechanism no assumptions have been made with regards future CIL receipts.

- Revenue Contributions

These will be minimised wherever possible; the most effective way to fund capital expenditure is through spreading the cost of the asset over the lifetime of the asset. However, in some circumstances, where the Council might receive one-off monies for example, funding a capital scheme from revenue sources might be more beneficial.

- Borrowing

Where the Council has capital commitments that exceed its funding sources from the above, the Council is required to borrow in line with the prudential code. CIPFA's prudential code governs how Council borrows funds and ensures that it does so within an affordable framework. The Local Government Act 2003 requires the Council to have regard to the Chartered Institute of Public Finance and Accountancy's Prudential Code for Capital Finance in Local Authorities (the Prudential Code) when determining how much money it can afford to borrow. The objectives of the Prudential Code are to ensure, within a clear framework, that the capital investment plans of local authorities are affordable, prudent and sustainable, and that treasury management decisions are taken in accordance with good professional practice. Where the Authority finances capital expenditure by debt, it must put aside resources to repay that debt in later years. The amount charged to the revenue budget for the repayment of debt is known as Minimum Revenue Provision (MRP), although there has been no statutory minimum since 2008. The Local Government Act 2003 requires the Authority to have regard to the Department for Communities and Local Government's Guidance on Minimum Revenue Provision.

The broad aim of the Guidance is to ensure that debt is repaid over a period that is either reasonably commensurate with that over which the capital expenditure provides benefits, or, in the case of borrowing supported by Government Revenue Support Grant, reasonably commensurate with the period implicit in the determination of that grant.

- Revenue contributions (HRA). The abolition of the HRA subsidy system and its replacement by the self-financing regime from April 2012 has enabled the HRA to retain more of its rental income. This additional income is being used to support the building of affordable homes in the capital programme as well as other elements of the capital programme. As a result, new affordable/social homes will be built within the borough to help replace those sold under the Right To Buy (RTB) regime.
- Capital Receipts (HRA). The majority of HRA capital receipts arise from the sale of council homes under the RTB regime. Under the changes to the RTB regime, the Council has signed an agreement with the Government allowing it retaining a high proportion of those capital receipts provided they are used to build 'replacement' affordable/social homes.

- Major Repairs Reserve (HRA). This reserve is a revenue funded reserve used to maintain the Council's housing stock at a 'Decent Homes' standard and is a major contributor to funding the HRA capital programme.

5.6 Minimum Revenue Provision Statement

- 5.6.1 The Council must set aside revenue monies to repay future debt via the Minimum Revenue Provision (MRP). The MRP is vital to ensure that the Council has a sustainable and financed capital programme going forward. If the Council does not set aside suitable revenue monies to finance capital expenditure then when the time comes to borrow funds, the Council will experience a sudden budgetary pressure. The MRP therefore ensure that future debt is financed.
- 5.6.2 CLG's Guidance on Minimum Revenue Provision (issued in 2010) places a duty on local authorities to make a prudent provision for debt redemption. Guidance on Minimum Revenue Provision has been issued by the Secretary of State and local authorities are required to "have regard" to such Guidance under section 21(1A) of the Local Government Act 2003. The four MRP options available are:
- Option 1: Regulatory Method
 - Option 2: CFR Method
 - Option 3: Asset Life Method
 - Option 4: Depreciation Method
- 5.6.3 MRP in 2016/17: Options 1 and 2 may be used only for supported (i.e. financing costs deemed to be supported through Revenue Support Grant from Central Government) Non-HRA capital expenditure funded from borrowing. Methods of making prudent provision for unsupported Non-HRA capital expenditure include Options 3 and 4 (which may also be used for supported Non-HRA capital expenditure if the Authority chooses). There is no requirement to charge MRP in respect of HRA capital expenditure funded from borrowing.
- 5.6.4. The MRP Statement will be submitted to Council before the start of the 2016/17 financial year. If it is ever proposed to vary the terms of the original MRP Statement during the year, a revised statement should be put to Authority at that time.
- 5.6.5. The Authority will apply Option 1/Option 2 in respect of supported capital expenditure funded from borrowing and Option 3/Option 4 in respect of unsupported capital expenditure funded from borrowing and Private Finance Initiative Schemes.
- 5.6.6. The prudential framework allows for two types of borrowing – supported and unsupported. When the government determines its revenue grant allocation, it makes assumptions about the anticipated level of capital expenditure and includes the funding in its allocation. This is known as supported borrowing. Unsupported borrowing is that which can be undertaken in addition to the supported element under the prudential framework.
- 5.6.7. In the October 2010 spending review the government announced that from 2011/12 it would no longer be providing for new supported borrowing through the settlement. It indicated this funding would come via capital grant in order to make the process more transparent. Therefore any borrowing assumptions in the 2016-2022 Capital programme will be on the basis of unsupported borrowing.

5.6.8. MRP in respect of leases brought on Balance Sheet under the International Financial Reporting Standards (IFRS) based Accounting Code of Practice will match the annual principal repayment for the associated deferred liability

5.7 **Community Investment Fund**

5.7.1 The Community Investment fund programme for 2016/17 has an indicative budget of £500k with the majority of this fund being spent on neighbourhood enhancements through identified member need in the wards across the borough.

6 **Comments of Other Committees**

This report will be considered by the Cabinet on 8th February 2016 and any comments from the Committee will be reported at the Cabinet meeting prior to it being recommended to Council on 25th February 2016.

7 **Conclusion**

The Committee is requested to scrutinise and comment on the Capital Strategy 2016-22 and the capital programme for 2016-17.

8 **Appendices Attached**

- 'A' - Summary of draft 2015-20 General Fund strategy
- 'B' - Summary of draft HRA strategy
- 'C' - Summary of draft Education capital summary

9 **Background Papers**

- '1' - Local Government Finance consultation and final settlement – 2015
- '2' - Medium Term Financial Strategy – 2015-19

APPENDIX A

	15-16	16-17	17-18	18-19	19-20	20-21	21-22	Total
Scheme Name								
Primary Expansions (Phase 2 for 2011)	6,593	8,038	2,787	500	500	500	500	12,825
Town Hall Conversion	575	5,412	1,013					6,425
Expand Littledown School	4							0
Schools Modernisation Programme	3,068	1,045	600	600				2,245
SEN Resources Expansion	200	817	250	250	250	250	250	2,067
Children's Centres Refurbishments	85	40	40	40	40			160
Schools Devolved Capital	142	130	120	110	100	90	80	630
Haymill/Haybrook College Project	27							0
Willow School Expansion	21							0
DDA/SENDA access Works	75	50	50	50	50	50	50	300
Youth/Community Centres Upgrade	50	25	25					50
2 Year Old Expansion Programme	646							0
Penn Rd & Chalvey Grove Children's Centre	88							0
Lea Nursery Heat Pump	10							0
Special School Expansion-Primary,Secondary & Post 16	400	3,100	1,500			8,000		12,600
Children's Centres IT	60							0
School Meals Provision	155							0
Secondary Expansion Programme	100	1,675	7,400	7,000	7,000			23,075
PRU Expansion	100	1,900	2,000					3,900
Arbour Park	1,322	3,300						3,300
Total Education Services	13,721	25,532	15,785	8,550	7,940	8,890	880	67,577
Customer & Community Services								
Cemetery Extension	1499							0
Slough Play Strategy	3							0
Repairs to Montem & Ice	200	100	123					223
Herschel Park	86							0
Crematorium Project	2460							0
Leisure Capital Improvements-Langley, Ten Pin, The Centre	1292							0
Registrars								0
Financial System Upgrades	1,384		250					250
Baylis Park Restoration	526							0
Upton Court Park Remediation	10							0
Civica E-Payment Upgrade	20							0
Accommodation Strategy	1,330							0
Expansion of DIP Servers	150							0
IT Disaster Recovery	821							0
Cippenham Green	500							0
Hub Development	200							0
IT Infrastructure Refresh	1,095	350	350	350	350	350	350	2,100
Replacement of SAN	148							0
Community Investment Fund	1,047	500	500	500	500	500	500	3,000
CCTV Relocation	99							0
Community Leisure Facilities	150	150	150					300
Leisure Centre Farnham Road	100	5,000	10,000	3,000				18,000
Arbour Park Community Sports Facility	1,000	4,100	3,200					7,300
New Ice	50	3,500	4,000					7,500

Total Customer & Community Services	14,170	13,700	18,573	3,850	850	850	850	38,673
Community and Wellbeing								
Social Care IT Developments	52	100	100					200
DAAT Service Re provision		500						500
Supported Living	600	300	300					600
Extra Care Housing	999	150			1,000			1,150
Care Act	280	280						280
Children's Trust - Invest to Save		850						850
Total Community and Wellbeing	1,931	2,180	400	0	1,000			3,580
Resources, Housing and Regeneration								
Disabled Facilities Grant	406	364	364	364	364	364	364	2,184
Street Lighting Improvement Phase 2	255							0
Highway & Land Drainage Improvements	84	70	70	70	70	70	70	420
Catalyst Equity Loan Scheme	27							0
Corporate Property Asset Management	491	250	250	250	250			1,000
Major Highways Programmes	703	765	765	765	765	765	765	4,590
Major Highways Programmes		930	930					1,860
Highway Reconfigure & Resurface	576	500	500	500	500	500	500	3,000
Britwell Regeneration	114							0
Chalvey Hub	170							0
Colnbrook By-pass		131						131
Garage Sites Stage 7	111							0
Demolitions	317	100	100	100	100	100	100	600
Stoke Poges Footbridge	410							0
Slough MRT	1,700	4,700						4,700
A332 Windsor Road Widening Scheme LEP/Other	1,700	4,800						4,800
A332 Windsor Road Widening Scheme LEP/Other - SBC funded								
Burnham Station LEP		2,000						2,000
Langley Station LEP			1,500					1,500
LTP Implementation Plan		400	400	400	400	400	400	2,400
Flood Defence Measures SBC/EA Partnership		100						100
Plymouth Road (dilapidation works)	197	120	120	120	120			480
Relocation of Age Concern	27							0
Purchase 81-83 High Street Langley	0	555						555
Air Quality Grant	109	100	400	400	400	200	200	1,700
Replacement of Art Feature	12							0
Local Safety Scheme Programme	143							0
Station Forecourt	20							0
Infrastructure	155							0
Housing Subsidiary								0
Bath Road Redevelopment	300	100						100
Salt Hill Car Park	88							0
Northborough Park	250							0
A355 Tuns Lane LEP Transport Scheme	1,800	4,800						4,800
A355 Tuns Lane Transport Scheme SBC								0
Redevelopment of Thomas Grey Centre	50	2,000	450					2,450
Installation of 3 Electric Vehicle Rapid Chargers	200							0
Carbon Management Programme	100	500	500	500	500	250	250	2,500
The Curve	9,443							0

LAAP Mortgage Scheme		5,000	4500					9,500
Stock Condition Survey								
Total RHR (including Heart of Slough)	19,958	28,285	10,849	3,469	3,469	2,649	2,649	51,370
Total	49,780	69,697	45,607	15,869	13,259	12,389	4,379	161,200
Key:								
Grant Funded	23,417	46,342	19,784	10,649	11,039	10,989	2,979	101,782
Borrowing	26,111	23,255	25,423	4,820	1,820	1,200	1,200	57,718
Section 106	252	100	400	400	400	200	200	1,700
Total	49,780	69,697	45,607	15,869	13,259	12,389	4,379	161,200

Affordable Homes	4,000	5,000	5,000	4,000	4,000	4,000	26,000
Britwell Regeneration							
Housing Revenue Account	16,037	14,659	14,244	12,882	8,812	8,822	75,456
	2016-17	2017-18	2018-19	2019-20			Total
Capital Receipts	(1,200)	(1,500)	(1,500)	(1,200)	(1,500)	(1,500)	(8,400)
Major Repairs Reserve	(6,500)	(6,500)	(6,500)	(6,500)	(6,500)	(6,500)	(39,000)
RCCO	(8,337)	(6,659)	(6,244)	(5,182)	(812)	(822)	(28,056)
	(16,037)	(14,659)	(14,244)	(12,882)	(8,812)	(8,822)	(75,456)

APPENDIX C – EDUCATION EXPENDITURE PROPOSALS

	2015-16	2016-17	2017-18	2018-19	2019-20	2014-2020
Primary Expansion Programme	£6,759	£6,322	£249	£0	£0	£17,114
Penn Wood (Phase 2 and bulge)	£190					£190
Claycots (Monksfield Way Phase 3)	£310					£310
Ryvers (Phases 2 and 3)	£157					£157
Lynch Hill (Phase 3)	£300					£300
Castleview (Phase 2)						£0
Priory (Phases 2 and 3)	£444					£444
Godolphin Jun	£1,457	£50				£1,507
Montem (Phase 3)	£117					£117
St Anthony's (Phases 2 and 3)	£1,126					£1,126
Cippenham Pri (Phases 2 and 3)	£450					£450
St Mary's (Single Phase)	£528	£2,200	£87			£2,815
James Elliman (Single Phase)	£640	£2,200	£100			£2,940
Langley Primary Academy - 3G Pitch	£350					£350
Foxborough bulge class	£40					£40
Town Hall conversion and expansion (Claycots)	£650	£1,872	£62			£2,584
Willow bulge class						£0

Pipeline projects	Bulge classes (provisional sum)	£500	£500				£1,000
	Expand existing school by one form of entry	£500	£2,500				£3,000

Secondary Expansion Programme	£0	£0	£1,500	£1,500	£0	£3,000
Langley Grammar Expansion by 1FE			£1,500	£1,500		£3,000

Pipeline projects	Expand existing school by 2 forms of entry	£500	£4,000	£1,500			£6,000
	Expand existing school by 2.5 forms of entry			£1,500	£5,500	£500	£7,500
	Build a new school or expand other local schools					£7,000	£7,000

	2015-16	2016-17	2017-18	2018-19	2019-20	2014-2020
Additional Needs (SEN) Expansion Programme	£300	£300	£0	£0	£0	£600
Littledown expansion						£0
Haybrook College rebuild and expansion (phase 1)						£0
Ditton Park Resource Unit	£300					£300
SASH2 Resource Unit		£300				£300

Pipeline projects	New Resource Units	£400	£17	£250	£250	£250	£1,167
	Special School Expansion - Primary, Secondary and Post-16	£1,080	£3,800	£100			£4,980

School Capital Improvement Programmes

Modernisation Programme	£3,401	£100	£0	£0	£0	£3,501
Colnbrook entrance toilets and playground						£65
Claycots fire door replacement	£25					£40
Foxborough security, kitchen and car park	£21					£26
Foxborough heating and roof	£357					£362
Wexham Secondary entrance, hall, windows and roof	£620					£652
Wexham Primary security and roof repair	£60					£64
Montem heating and playgrounds	£440					£450
Parlaunt Primary roof works						£69
Pippins ceilings and wiring	£210					£218
Priory windows and roofs	£323					£623
St Mary's entrance and windows	£135					£135
Baylis Nursery reprovision	£1,150	£100				£1,700
Cippenham Nursery						£12
Western House floor repair	£30					£30
Asbestos Pippins						£6
Asbestos Foxborough						£30

	2015-16	2016-17	2017-18	2018-19	2019-20	2014-2020
Asbestos contingency	£30					£30

Universal Infant Free School Meal Project	£55	£0	£0	£0	£0	£55
Claycots	£55					£55
Parlaunt						£0
Penn Wood						£0
Pippins						£0
Priory						£0
St Mary's						£0
Western House						£0
Wexham Court						£0

Other Projects

Other Commitments	£820	£115	£115	£115	£115	£1,280
323 High St / Haybrook College						£200
Arbour Park Project - St Joseph's Improvements						
Children's Centres and Places for 2 Year Olds	£705	£40	£40	£40	£40	£1,352
DDA/SENDA access works	£90	£50	£50	£50	£50	£300
Youth Service upgrades	£25	£25	£25	£25	£25	£200
Schools Devolved Capital						£156

Ongoing Project Totals	£11,335	£6,837	£1,864	£1,615	£115	£21,766
-------------------------------	----------------	---------------	---------------	---------------	-------------	----------------

Contingency projects or schemes yet to be approved	£2,980	£10,817	£3,350	£5,750	£7,750	£30,647
---	---------------	----------------	---------------	---------------	---------------	----------------

Grand Total	£14,315	£17,654	£5,214	£7,365	£7,865	£52,413
--------------------	----------------	----------------	---------------	---------------	---------------	----------------